

**Product Evaluation Report**  
**RIGID GLOBAL BUILDINGS, LLC.**

***24 Ga. Platinum Series Roof Panel over open framing***

**Florida Product Approval # 15282.2**

Florida Building Code 2010  
Per Rule 9N-3  
Method: 1 –D


Category: Structural Components  
Subcategory: Roof Deck  
Compliance Method: 9N-3.005(1)(d)  
NON HVHZ


**Product Manufacturer:**  
**Rigid Global Buildings, LLC.**  
18815 Aldine Westfield  
Houston, TX 77073

**Engineer Evaluator:**  
**Terrence E. Wolfe, P.E. # 44923**  
Florida Evaluation ANE ID: 1920

**Validator:**  
**Locke Bowden, P.E., FL #49704**  
9450 Alysbery Place  
Montgomery, AL 36117

**Contents:**  
**Evaluation Report    Pages 1 – 4**





**Compliance Statement:** The product as described in this report has demonstrated compliance with the Florida Building Code 2010, Sections 1504.3.2, 1504.7.

**Product Description:** Platinum Series, 2" Mechanical Lock Standing Seam Roof Panel, 24 Ga. Steel, Maximum 18" Wide. Structural Application.

**Panel Material/Standards:** Material: Minimum 24 Ga. Steel, conforming to Florida Building Code 2010 Section 1507.4.3.  
Yield Strength: Min. 50.0 ksi  
Corrosion Resistance: Panel Material shall comply with Florida Building Code 2010, Section 1507.4.3.

**Panel Dimension(s):** Thickness: 0.0225" min.  
Width: 18" Maximum  
Rib Height: 2" Tall Standing Seam Rib  
Panel Seam: Trip-Lok or Quad-Lok Seams w/ mechanical seamer  
Panel Rollformer: Building Research Systems, Inc.

**Roof Panel Clips:** Product Name: MC1203 / MC1213 Floating Clip Assembly  
FC10203 / FC10213 Fixed Clip Assembly  
Corrosion Resistance: Per Florida Building Code 2010 Section 1506.7

**Clip Fastener:** (2) ¼-14 Self Driller per clip.  
Corrosion Resistance: Per Florida Building Code 2010, Section 1506.6, 1507.4.4


**Substrate Description:** Min. 16 Ga. Steel Framing. Must be designed in accordance w/ Florida Building Code 2010.


**Design Uplift Pressures:**

Table "A"


Maximum Design Pressure:	-52.5 psf
Clip Spacing:	5'-0" O.C.


\*Design Pressure includes a Safety Factor = 2.0.





- Code Compliance:** The product described herein has demonstrated compliance with The Florida Building Code 2010, Section 1504.3.2, 1504.7.
- Evaluation Report Scope:** The product evaluation is limited to compliance with the structural wind load requirements of the Florida Building Code 2010, as relates to Rule 9N-3.
- Performance Standards:** The product described herein has demonstrated compliance with:
- UL 580-06 - Test for Uplift Resistance of Roof Assemblies
  - FM 4471, Section 4.4 - Foot Traffic Resistance Test.
- Reference Data:**
1. UL 580-94 Uplift Test  
Underwriters Laboratories, Inc.  
File No. R16615, Construction No. 506
  2. FM 4471-10, Section 4.4 Foot Traffic Resistance Test  
Force Engineering & Testing, Inc. (FBC Organization # TST-5328)  
Report No. 114-0014T-12B, Dated 02/23/12
  3. Certificate of Independence  
By Terrence E. Wolfe, P.E. (No. 44923) @ Force Engineering & Testing, Inc.  
(FBC Organization # ANE ID: 1920)
- Test Standard Equivalency:**
1. The UL 580-94 test standard is equivalent to the UL 580-06 test standard.
- Quality Assurance Entity:** The manufacturer has established compliance of roof panel products in accordance with the Florida Building Code and Rule 9N-3.005 (3) for manufacturing under a quality assurance program audited by an approved quality assurance entity.
- Minimum Slope Range:** Minimum Slope shall comply with Florida Building Code 2010, including Section 1507.4.2 and in accordance with Manufacturers recommendations.
- Installation:** Install per manufacturer's recommended details.
- Insulation:** Manufacturer's approved product (Optional)
- Roof Panel Fire Classification:** Fire classification is not part of this evaluation.
- Shear Diaphragm:** Shear diaphragm values are outside the scope of this report.





**Design Procedure:**

Based on the dimensions of the structure, appropriate wind loads are determined using Chapter 16 of the Florida Building Code 2010 for roof cladding wind loads. These component wind loads for roof cladding are compared to the allowable pressure listed above. The design professional shall select the appropriate erection details to reference in his drawings for proper fastener attachment to his structure and analyze the panel fasteners for pullout. Support framing must be in compliance with Florida Building Code 2010 Chapter 22 for steel, and Chapter 16 for structural loading.

